


TOTAL ENROLLMENT
3,985¹
-14.3% DECREASE
FROM 2019 TO 2020



PART-TIME
2,027²

FULL-TIME
1,958²



MALE
43%³



FEMALE
57%³



MORE THAN **94%**⁴
OF SU FIRST TIME IN COLLEGE
STUDENTS RECEIVE FINANCIAL AID.



AVERAGE AGE
21.7⁵

AVERAGE MALE AGE
21.1⁵

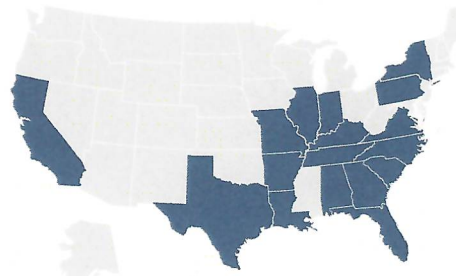
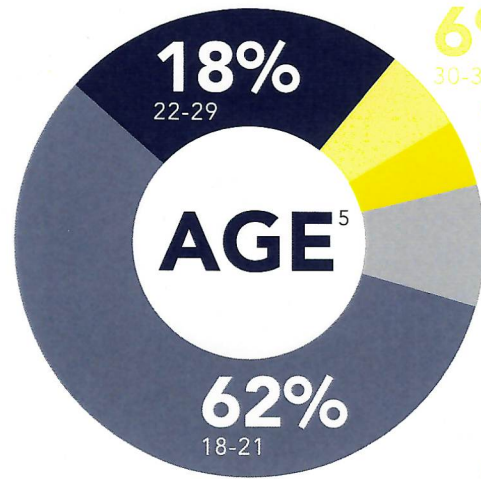
AVERAGE FEMALE AGE
22.1⁵

84%⁴
STUDENTS
RECEIVING
SCHOLARSHIPS

54%⁴
STUDENTS
RECEIVING
PELL GRANTS

23%⁴
STUDENTS
RECEIVING
STUDENT LOANS

RACE/ETHNICITY⁶



OTHER U.S. STATES
292 STUDENTS
19 OUT OF 50 STATES⁷



175 PART TIME FACULTY⁸ **95** FULL TIME FACULTY⁸ **16:1** STUDENT TO FACULTY RATIO⁹



GRADUATES
1,534¹⁰
2019-20



AWARDS FOR 2019-20¹¹
SHORT CERTIFICATES 785 | CERTIFICATES 169 | DEGREES 580

TOP AWARD-PRODUCING DEGREE PROGRAMS¹¹

- General Studies (334)
- Registered Nursing (97)
- Multi/Interdisciplinary Studies (32)
- Radiologic Technology (25)
- Emergency Medical Technology (14)

TOP AWARD-PRODUCING CERTIFICATE PROGRAMS¹¹

- Multi-/Interdisciplinary Studies (287)
- Industrial Maintenance Technology (118)
- Licensed Practical Nursing (97)
- Drafting and Design Technology (76)
- Emergency Medical Technology (76)

¹Source: DAXSTU-001L-DAX Student File (STU) Summary, ²Source: DAXSTU-001L-DAX Student File (STU) Summary, ³Source: DAXSTU-001L-DAX Student File (STU) Summary, ⁴Source: IPEDS-College Navigator-Financial Aid, ⁵Source: DAXSTU-002L-Student Headcount by IPEDS Age Categories, ⁶Source: DAXSTU-001L-DAX Student File (STU) Summary, ⁷Source: DAXSTU-010L-Student Headcount by Legal State of Residence, ⁸Source: DAX_IPEDS Fall Enrollment Web Report 2020-21, ⁹Source: DAX_IPEDS Fall Enrollment Web Report 2020-21, ¹⁰Source: DAX-AWARD-001S-Award Summary by College, ¹¹Source: DAXAWARD-003L-Award Summary by Program CIP Code